





ARNE & CARLOS

Christmas 2024 - Day 15.



-  Ribbon Red 018
-  Cloud Dancer 014
-  Emerald 017

Repeat chart
2 times

ARNE & CARLOS

Mystery Knit Along Stocking

November 2024

This pattern is for personal use only. No portion of this packet may be reproduced without written permission from ARNE & CARLOS.

MATERIALS

Yarn: Rowan's NORWEGIAN WOOL- 100% wool.
Meterage / Yardage 50 grams: 125 m / 137 yds

Yarn Amounts:

Colour #1: 2 balls of Emerald 012
Colour #2: 1 ball Cloud Dancer 014
Colour #3: 1 ball of Ribbon Red 018

Needles: Sets of dpns 3 and 3.5 mm / U.S. 3 and 4

Gauge: 24 sts and 27 rows to 10 cm / 4 in

Finished Measurements: Total length from cuff to bottom of foot is 53 cm / 21" . The ½ circumference is 15 cm / 6".

PATTERN (Day 1)

With colour #1 on 4 dpns 3.5 mm / U.S 4, CO 16 sts; 4sts on each. Use the long tail CO or closed toe CO.

Rnd 1: K16.

Rnd 2: * K3, inc 1, k1 *. Repeat * - * around.

Rnd 3: K 20.

Rnd 4: * K4, inc 1, k1*. Repeat * - * around.

Rnd 5: K 24.

Continue increasing like this at the end of each dpn until there are **18 sts** on each dpn = **Total 72 stitches on rnd 28.**

Rnd 29 – 70: knit six rows daily according to the chart.

ARNE & CARLOS

Mystery Knit Along Stocking November 2024

DAY 9

Adding the Scrap Yarn:

When **Rnd 70** is knitted, knit only dpns 1 and 2 (don't do anything on dpns 3 and 4) with a piece of scrap yarn in a contrasting colour. This will become the stitch holder that you remove later on, when you knit the heel.

When you've knitted the scrap yarn on dpn 1 and 2, go back to dpn 1 and start knitting in the round again, on all 4 dpns, above the scrap yarn and from the chart.

Continue to knit six rows daily according to the chart (rnds **71 – 154**)